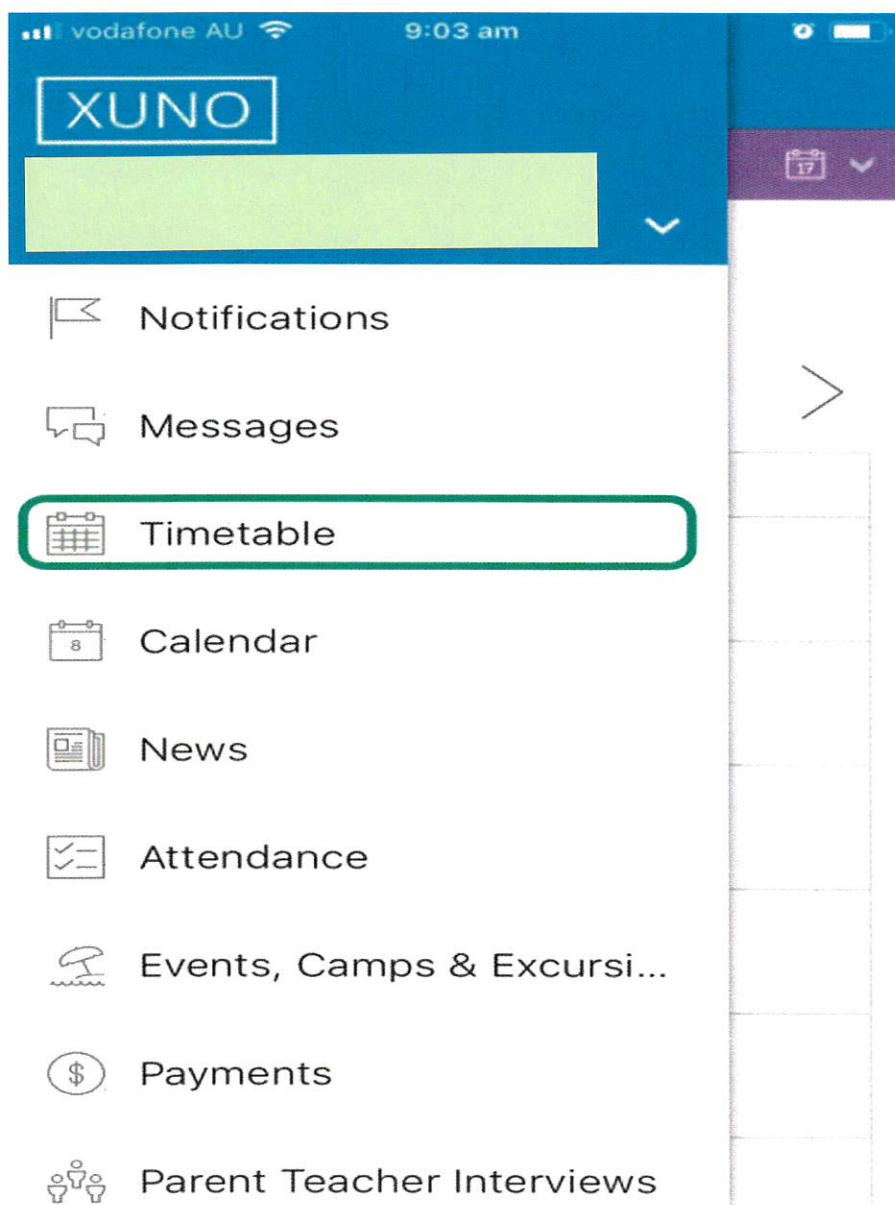


Using the Xuno Phone App to find feedback for Tasks

Here are the steps, with screenshots below.


1. In the app menu, tap Timetable
2. Tap any class in the timetable
3. This will show buttons for Overdue, Current or Completed Assignments and Tasks for the class you tapped on
4. If you wish to get to Assignments and Tasks for all classes, tap the word 'Classes' at the top, or to get to a list of classes to choose from, tap the 'v' downward arrow to bring up the Classes menu.





Timetable

Timetable



	Wed 26 Jun 2019
Form Assem	Form Assembly S2 FA206-EM2 01
Period 1	8 Maths S2 8MTH201-DC1 23
Period 2	8 Maths S2 8MTH201-DC1 23
Period 3	8 Multimedia S2 8MMA201-ME1 Room 8 - Computer
Period 4	8 Multimedia S2 8MMA201-ME1 Room 8 - Computer
Period 5	8 English S2 8ENG201-EM2

8 Maths S2

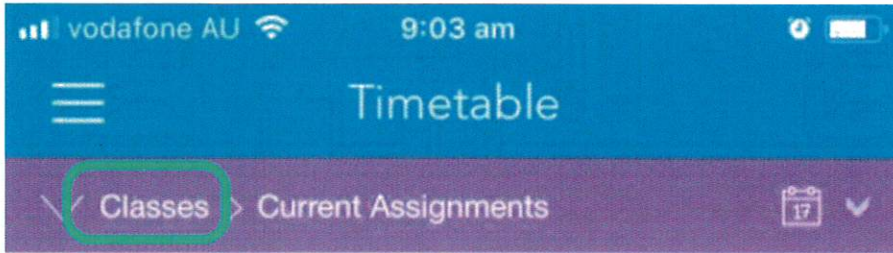
Teacher: [redacted]

Assignments & Tasks Overdue	0
Assignments & Tasks Current	0
Assignments & Tasks Completed	0

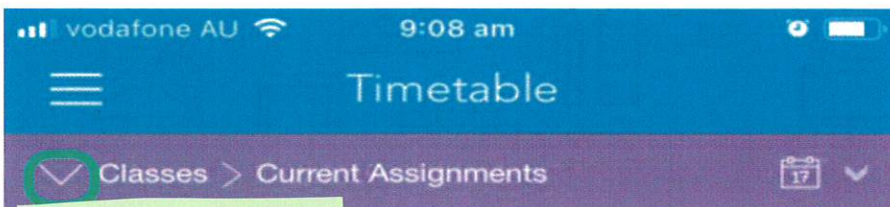
Attendance Rate
0%

Unapproved Absences
0

Approved Absences
0



You haven't got any current assignments in XUNO.
Pick a class from the side menu to see your lesson plans, assignments, work, and more.



8 English S2 (2018S1A)

8 Hpe S2 (2018S1A)

8 Humanities S2 (2018S1A)

8 Language S2 (2018S1A)

8 Maths S2 (2018S1A)

8 Multimedia S2 (2018S1A)

8 Science S2 (2018S1A)

8 Textiles S2 (2018S1A)

Dear (2018S1A)

Form Assembly S2 (2018S1A)